

MODEL 82

1/4" Diameter

Single Turn

Cermet Trimming

Potentiometer



1

ELECTRICAL

| | |
|---------------------------------------|--|
| Standard Resistance Range, Ohms | 10 to 1Meg |
| Standard Resistance Tolerance | ±10% (<100 Ohms = ±20%) |
| Input Voltage, Maximum | 200 Vdc or rms not to exceed power rating |
| Slider Current, Maximum | 100mA or within rated power, whichever is less |
| Power Rating, Watts | 0.5 at 70°C derating to 0 at 125°C |
| End Resistance, Maximum | 2 Ohms |
| Actual Electrical Travel, Nominal | 220° |
| Dielectric Strength | 600 Vrms |
| Insulation Resistance, Minimum | 1,000 Megohms |
| Resolution | Essentially infinite |
| Contact Resistance Variation, Maximum | 1% or 1 Ohm, whichever is greater |

ENVIRONMENTAL

| | |
|----------------------------------|--|
| Seal | 85°C Fluorinert® (No Leaks) |
| Temperature Coefficient, Maximum | ±100ppm/°C |
| Operating Temperature Range | -55°C to +125°C |
| Thermal Shock | 5 cycles, -55°C to +125°C (1% ΔRT, 1%ΔVR) |
| Moisture Resistance | Ten 24 hour cycles (1% ΔRT, IR 100 Megohms Min.) |
| Shock, 6ms Sawtooth | 100G's (1% ΔRT, 1% ΔVR) |
| Vibration | 20G's, 10 to 2,000 Hz (1% ΔRT, 1% ΔVR) |
| High Temperature Exposure | 250 hours at 125°C (2% ΔRT, 2% ΔVR) |
| Rotational Life | 200 cycles (3% ΔRT) |
| Load Life at 0.5 Watts | 1,000 hours at 70°C (2% ΔRT) |
| Resistance to Solder Heat | 260°C for 10 sec. (1% ΔRT) |

MECHANICAL

| | |
|--------------------------|-----------------------|
| Mechanical Stops | Solid |
| Torque, Starting Maximum | 3 oz.-in. (0.021 N-m) |
| Weight, Nominal | .02 oz. (0.60 grams) |

Fluorinert® is a registered trademark of 3M Company.
Specifications subject to change without notice.



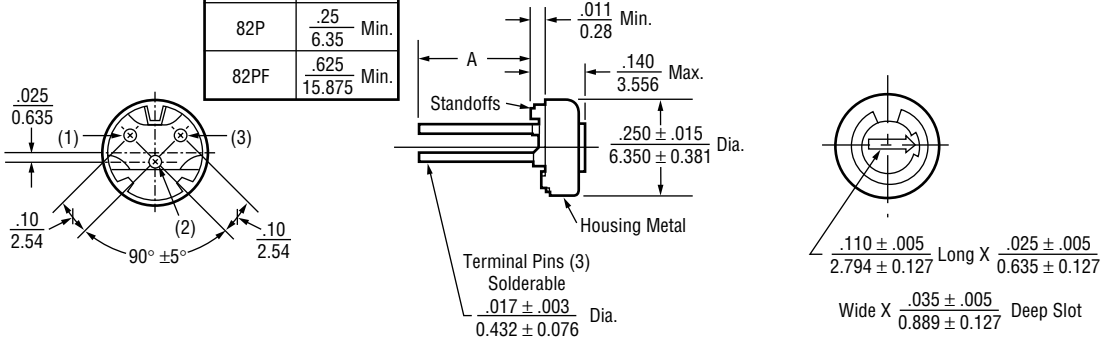
1-65

Model 82

TOP ADJUSTMENT (Inch/mm)

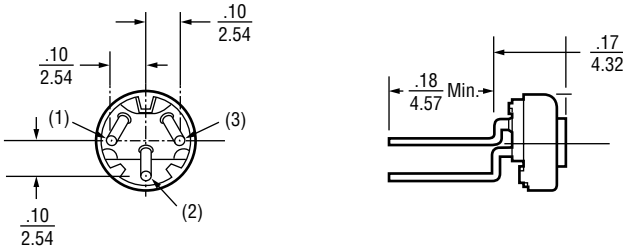
Model 82P, 82PF

| Model | Dim. A |
|-------|---------------------|
| 82P | .25 6.35 Min. |
| 82PF | .625 15.875 Min. |

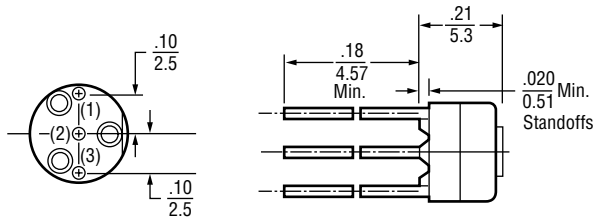


Note: Model 82P dimensions applicable to all models except as noted.

Model 82M

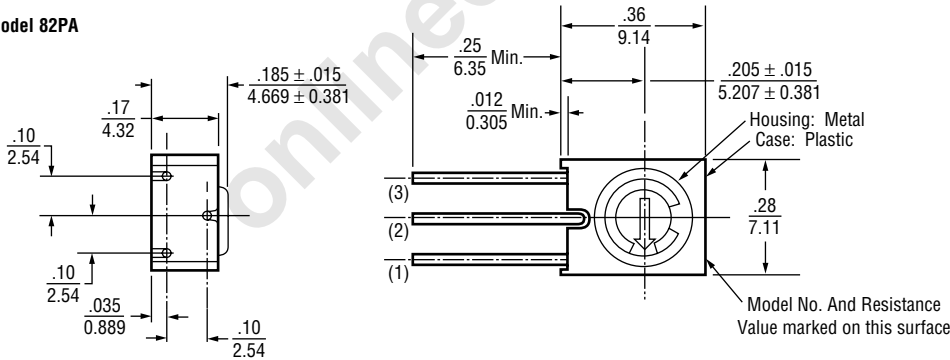


Model 82W



SIDE ADJUSTMENT (Inch/mm)

Model 82PA



STANDARD RESISTANCE VALUES, OHMS

| | | | | | |
|----|-----|----|-----|------|------|
| 10 | 100 | 1K | 10K | 50K | 250K |
| 20 | 200 | 2K | 20K | 100K | 500K |
| 50 | 500 | 5K | 25K | 200K | 1Meg |

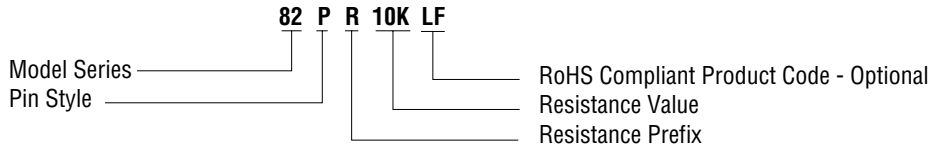
PACKAGING

| | | | | |
|--|---|---|--------------------------|------------------------------|
| Standard: Boxes | | Capacity | = | 50 Units (82PA, 82PF) |
| | | | = | 100 Units (All other styles) |
| Option: Tubes | | All units oriented with #1 pin to same side. | | |
| | Pin Style | | PA | P,M,W |
| Magazine | Width | = | 0.28" | 0.34" |
| | Height | = | 0.94" | 0.65" |
| | Length | = | 15.6" | 27.5" |
| | Capacity | = | 50 Units | 100 Units |
| Option: Tape & Reel, Ammo Pack (Available for 82W Only) | | All units oriented with #1 pin to the right of the direction of feed. | | |
| | Seat Plane to Centerline of Sprocket Hole | = | .71" (18.03 mm) | |
| Tape | Width | = | 18 mm | |
| | Sprocket | = | Single Hole .50" spacing | |
| | Capacity | = | 1,000 Units | |
| Reel | Diameter | = | 14" (356 mm) | |
| Ammo | Tape Fold | = | 12" (305 mm) | |
| | Box | = | 1.5" x 13" x 10" | |

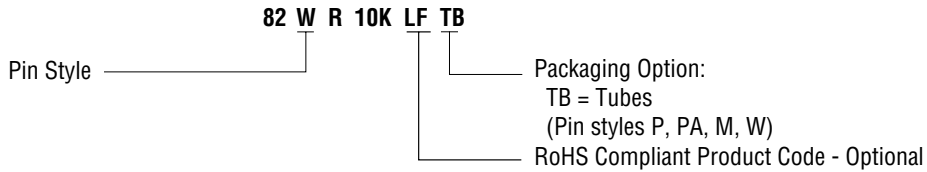
onlinecomponents.com

ORDERING INFORMATION

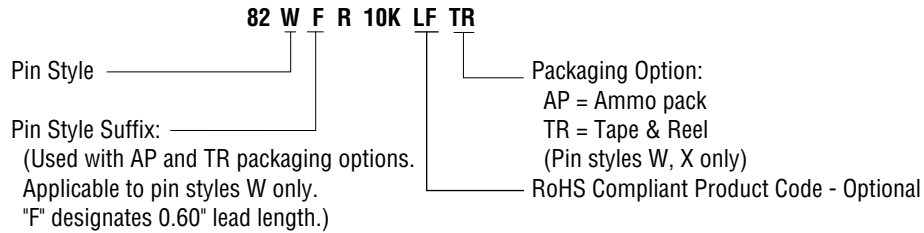
Standard:



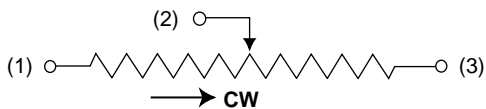
Option:



Option:



CIRCUIT DIAGRAM



NOTES

Metric equivalents, based on 1 inch = 25.4mm are rounded to the same number of significant figures as in the original English units and are provided for general information only.

Tolerances unless otherwise specified:
Linear = ± .01 inches (.25mm)
Angular = ± 2 degrees

